

eGiving Guide

Realm®, our new online church community, offers new and easy ways to give financially to support our ministries. Whether you want to set up a recurring gift or split your donation among different funds, Realm makes it safe and secure to give online. We invite you to browse through this guide to learn how to use giving in Realm. We hope you take advantage of this convenience.

Create Your Realm Profile

With a profile, you'll manage your giving as recurring and one-time donations.

If you have an email address on file with the church, you received a Realm invitation via email.

Join your church family online!

Our Church has its own online community and would like you to join.

Just click here: <https://onrealm.org>

If you have trouble opening the link, please make sure you are using the latest version of your browser.

Sincerely,
Your friends in ministry


1. Click the link in the email you received to create a Realm password.
2. You will then receive a verification email in which you need to click the link to verify your account.
3. Confirm your birthday or phone number on the webpage that opens from that link.

You can now sign into **Realm** using the **link on our website or at <https://onrealm.org/>**. Enter your email address, the one at which you received the invitation, and the password you created.

**Didn't receive an email invitation?
Contact the church office to confirm your email address, and we'll gladly send you an invite.**

Give Easily from our website

1. Click the **Giving** option on our website.
2. Enter your gift amount.
3. Give to the fund preselected for you or choose a different fund from the drop-down menu.
4. Enter your email address.
5. Select a frequency.
6. Click **Give**.



The screenshot shows a donation form with the following fields and options:

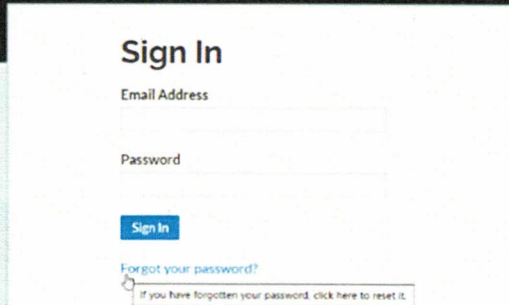
- Title: How much would you like to give?
- Amount: \$10.00
- Fund: General Fund
- Buttons: GIVE ONCE, GIVE MULTIPLE TIMES
- Frequency: Give Today
- Field: Email
- Total: \$0.00
- Button: CONTINUE

7. Choose your account type.
 - Credit/Debit Card
 - Checking Account
8. Enter your payment information.
9. Click **Give** to complete your donation.

You'll receive email confirmation of your gift.

Can't remember your password?

Click the forget password link from the Realm sign-in screen online or on the mobile app. Realm will email you a link to change your password.



Sign In

Email Address

Password

[Sign In](#)

[Forgot your password?](#)
if you have forgotten your password, click here to reset it.

Mobile App

Connect – Our Church Community

This mobile app enables you to have Realm at your fingertips and stay connected to our church.

Give from the app:

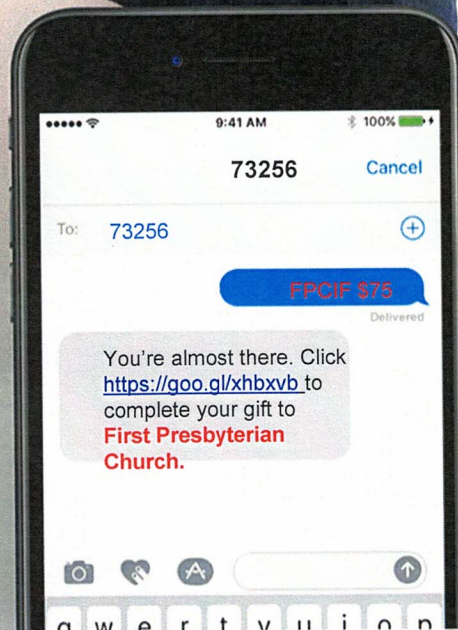
1. Search Connect – Our Church Community in the app store.
2. Download the free app and sign in.
3. Tap the Giving icon at the bottom, tap Make a Gift and follow the prompts to give.

Don't have an account? Contact the church office for an invitation to join Realm.



Text Giving

To give via text, send **FPCIF \$75** or any amount to the phone number 73256. You'll receive a text message in response with your next steps. After you give one time, your payment method is saved, so you can quickly give again from your phone.



FAQs

**I don't want to give online.
Should I still create a Realm profile?**

There are many benefits to a profile:

- Print your own charitable contributions statement.
- Keep up with your classes and small groups.
- Opt-in to our online directory.

Is my information secure?

Your information is encrypted. Plus, the payment processor for Realm complies with the highest security standards in the industry.

What can church members with Realm accounts see about me?

Members with Realm accounts can see the name and photo of other Realm users. Your giving history and age are never visible to church members. Your contact information can only be seen by staff and your fellow group members. You can adjust your privacy settings to share your information with additional Realm users.

The security of your information doesn't stop there. This year, take steps to use different, random passwords for all your online accounts. Let's work together to keep things safe.

When I sign in Realm, I cannot see my giving history or my household information.

This means something you entered when creating an account didn't match our records. We can often rectify this for you. Sign in Realm next week, and if you don't see an updated Realm profile, please contact the church office.